

New Users: Accessing LinkedIn Learning

This article covers how CSUF faculty, staff, and students can access LinkedIn Learning on desktop/laptop computers or mobile devices.



First time using LinkedIn Learning? Use a desktop or laptop computer to activate your account before using a mobile device.

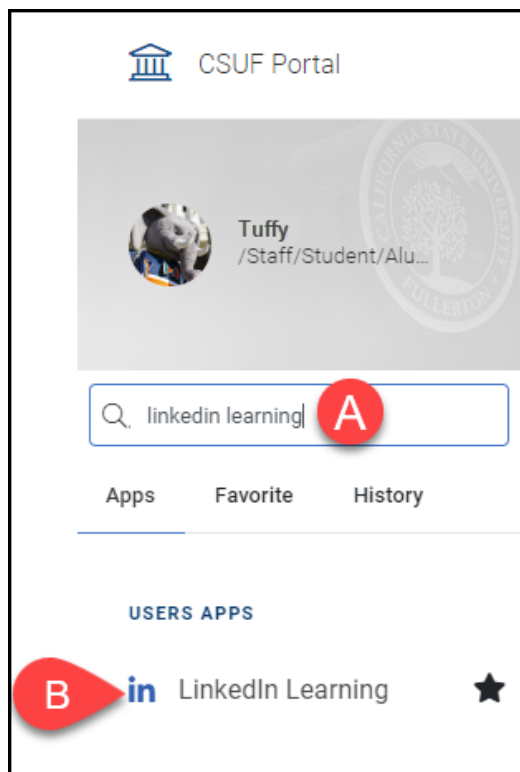
Accessing LinkedIn Learning on a Desktop/Laptop Computer

Accessing from the Campus Portal

1. Log in to the campus portal.

[View instructions on Logging into the Campus Portal for more detail.](#)

2. In the portal app search field, type **LinkedIn Learning**. Then click on the **LinkedIn Learning** portal app.



- A. Type LinkedIn learning in the portal app search field on the left of the portal homepage.
- B. Click on the **LinkedIn Learning** portal app.


3. Click Log on to LinkedIn Learning on the LinkedIn Learning landing page.

Home > Faculty / Staff Services > Software > LinkedIn Learning

LinkedIn Learning

LinkedIn Learning combines industry-leading content from Lynda.com with personalized course recommendations based on insights from LinkedIn's network. With 10,000+ courses and 35+ new courses each week from expert instructors, LinkedIn Learning provides CSUF faculty, staff, and students with the skills to advance their professional development.

Available to: current CSUF faculty, staff, and students




LEARNING
WITH **Lynda.com** CONTENT

(formerly Lynda.com)

Log on to LinkedIn Learning

4. Click Connect my LinkedIn account to connect your LinkedIn profile to your campus LinkedIn Learning account. Or click Continue without connecting my LinkedIn account.

Welcome!



You now have access to LinkedIn Learning.
Connect your LinkedIn account and:

- See trending courses for your profession
- Get customized recommendations
- Learn from industry experts


Connect my LinkedIn account

Continue without connecting my LinkedIn account

Why am I being asked to connect my LinkedIn account? [Learn more](#)

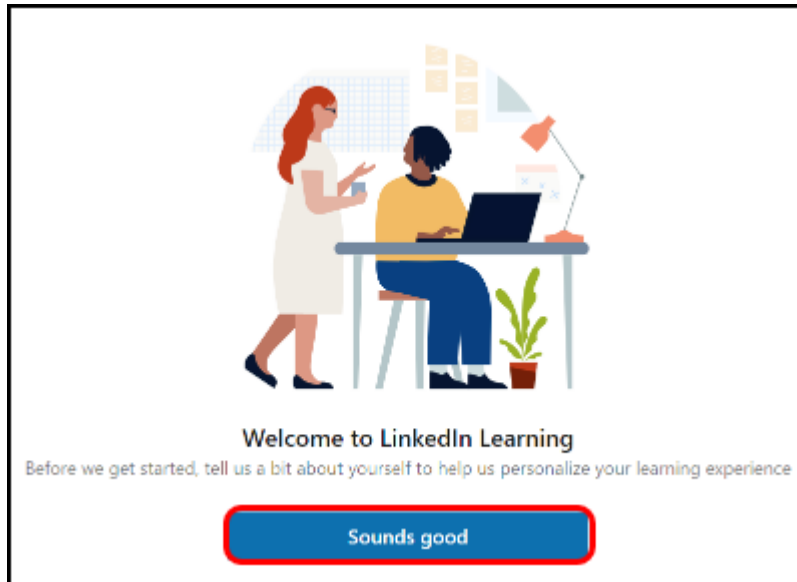
4.1. If you choose to connect your LinkedIn profile, enter your LinkedIn email address and password. Then click Sign in to continue.

💡 Click **Forgot password?** if you've forgotten your LinkedIn password.

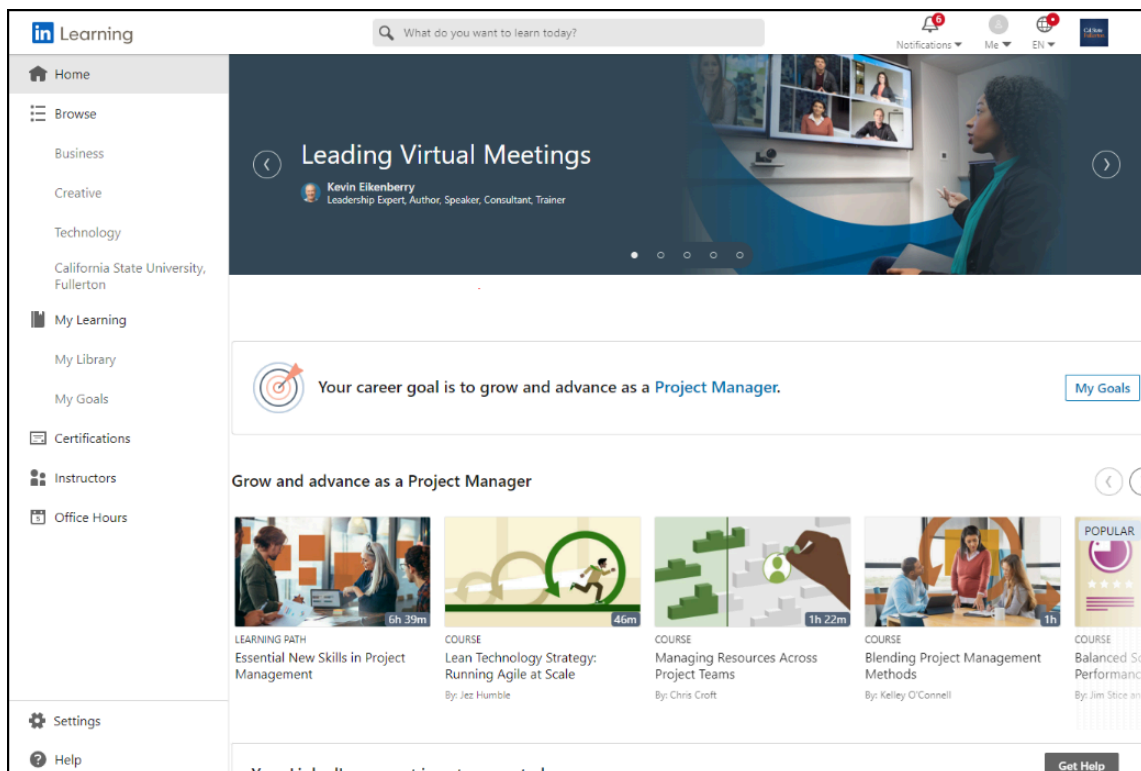


The screenshot shows the LinkedIn login interface within a blue-bordered frame. At the top, it says "Log into LinkedIn to complete your activation." Below this is the LinkedIn logo. There are two input fields: "Email address" and "Password". To the right of the "Password" field is a link that says "Forgot password?". Below the input fields is a blue button labeled "Sign in to continue". At the bottom of the frame, it says "Not a member? Join now".

5. Click Sounds Good to go through a brief setup wizard where you can specify your interests for personalized recommendations from LinkedIn Learning.



6. You're ready to start learning!

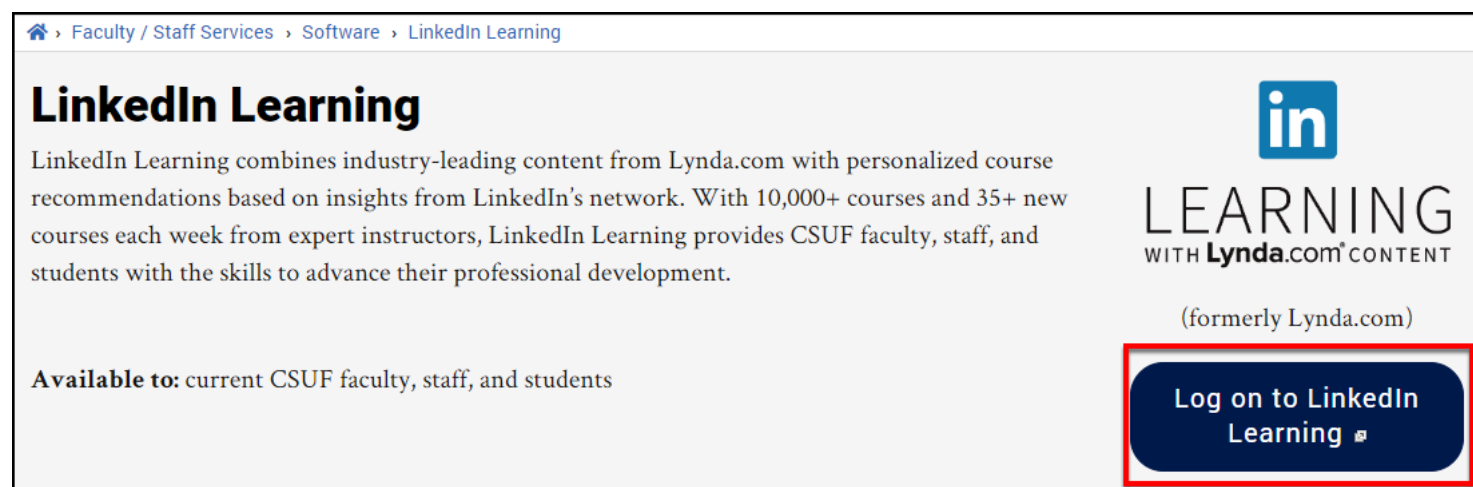


Accessing from the CSUF LinkedIn Learning website

1. Open your browser to the CSUF LinkedIn Learning website.

[Go to the CSUF LinkedIn Learning website.](#)

2. Click Log on to LinkedIn Learning.



Home > Faculty / Staff Services > Software > LinkedIn Learning

LinkedIn Learning

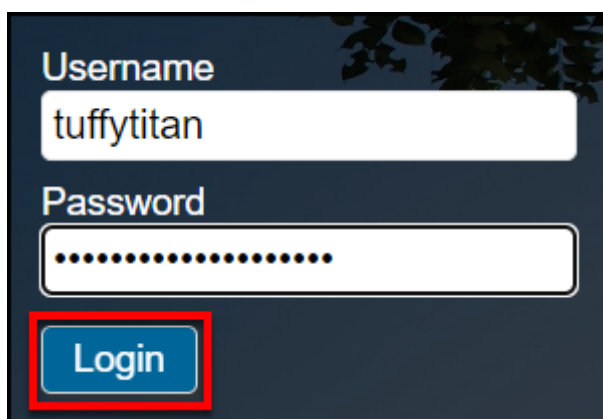
LinkedIn Learning combines industry-leading content from Lynda.com with personalized course recommendations based on insights from LinkedIn's network. With 10,000+ courses and 35+ new courses each week from expert instructors, LinkedIn Learning provides CSUF faculty, staff, and students with the skills to advance their professional development.

Available to: current CSUF faculty, staff, and students

LEARNING
WITH **Lynda.com**® CONTENT
(formerly Lynda.com)

Log on to LinkedIn Learning

3. If prompted, enter your campus username and password. Then click Login.



Username
tuffytitan

Password
.....

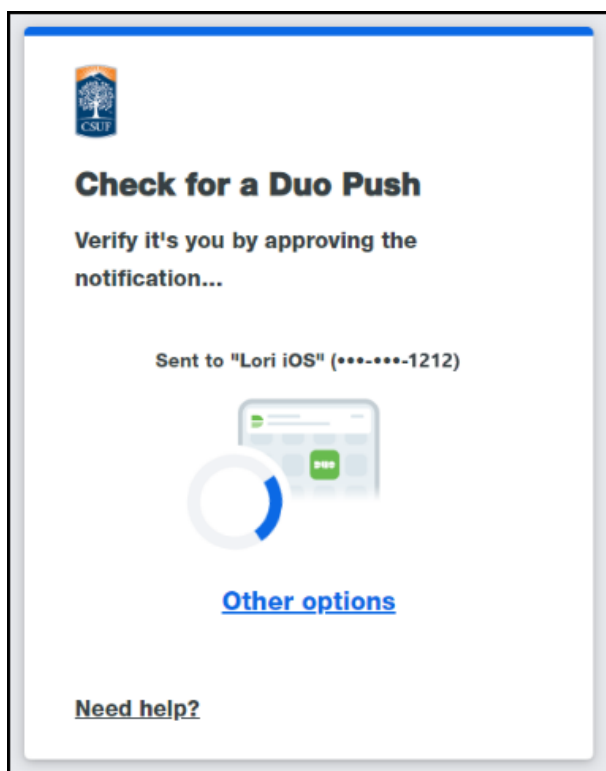
Login


4. If prompted, authenticate with Duo.

 New to Duo?

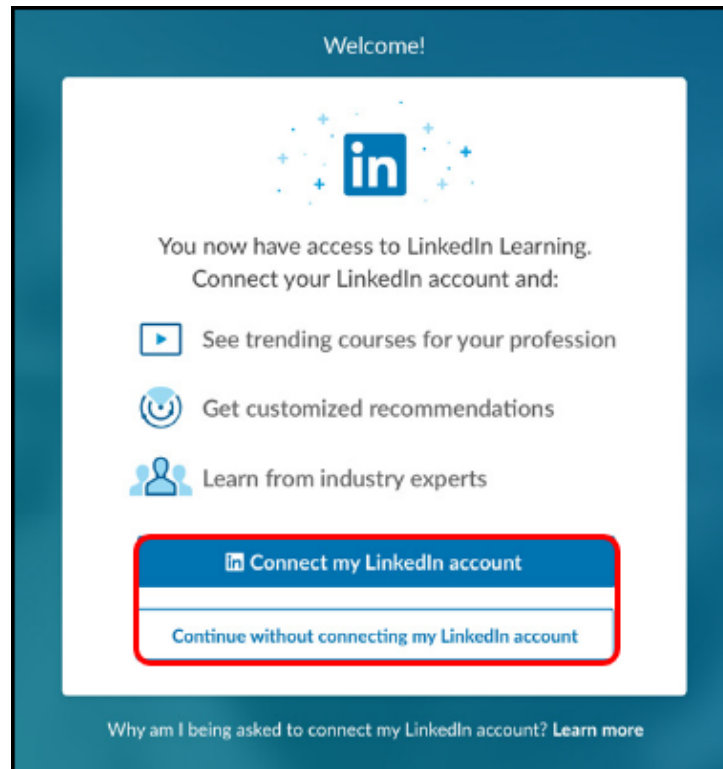
[View Duo guides for Faculty/Staff/Emeriti](#)

[View Duo guides for Students](#)



 Remember you can use **Other options** to choose another way to authenticate with Duo.

5. Click Connect my LinkedIn account to connect your LinkedIn profile to your campus LinkedIn Learning account. Or click Continue without connecting my LinkedIn account.



5.1. If you choose to connect your LinkedIn profile, enter your LinkedIn email address and password. Then click Sign in to continue.



Click **Forgot password?** if you've forgotten your LinkedIn password.

Log into LinkedIn to complete your activation.

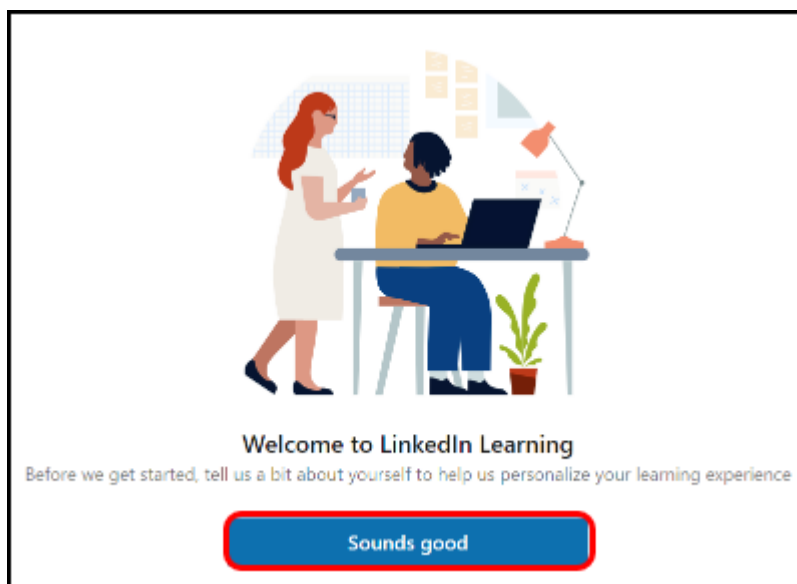
LinkedIn

[Forgot password?](#)

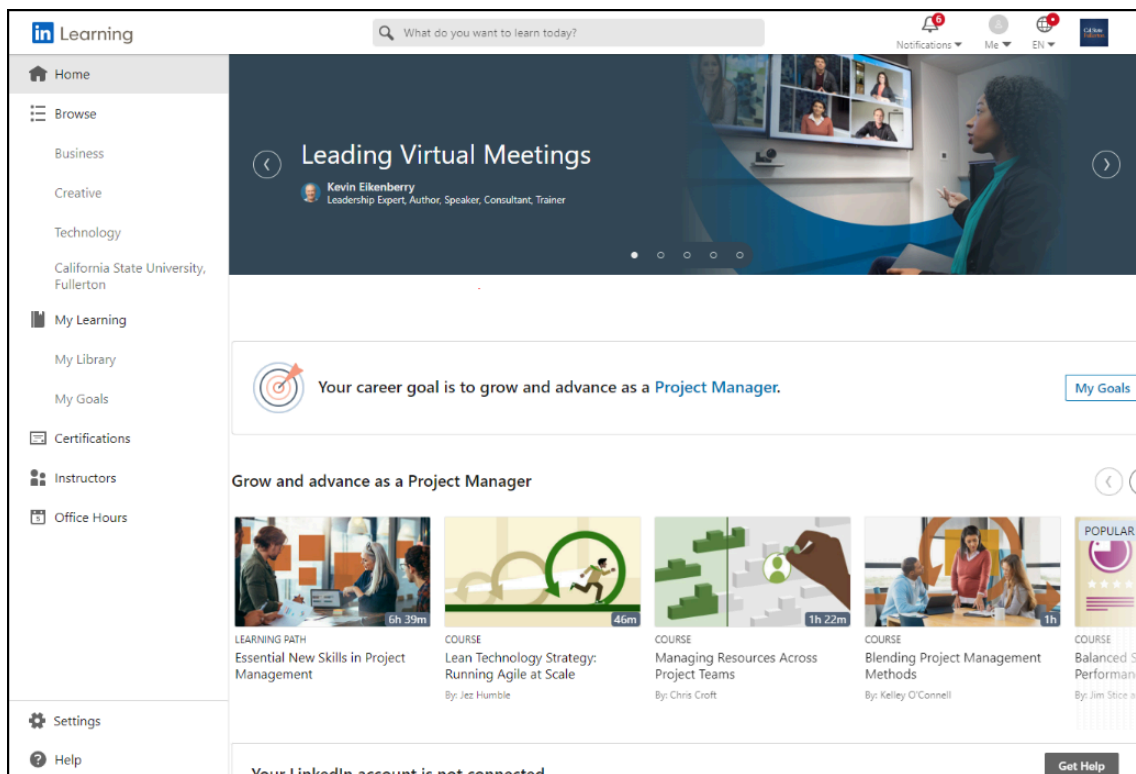
[Sign in to continue](#)

Not a member? [Join now](#)


6. Click Sounds Good to go through a brief setup wizard where you can specify your interests for personalized recommendations from LinkedIn Learning.



7. You're ready to start learning!



Accessing LinkedIn Learning on a Mobile Device

 Note that it's recommended that you activate your LinkedIn Learning account on a computer before accessing it on a mobile app.

View instructions to download and sign in to the LinkedIn Learning app


1. Download and install the mobile app on your device from the Apple App Store or Google Play Store.



You can also search for **LinkedIn Learning** in the app store.

[View the links to download the LinkedIn Learning iOS and Android mobile apps from the appropriate app store.](#)

2. Open the app and tap Sign in.



3. Enter your CSUF email address. Then tap Continue.

Cancel linkedin.com AA ↺

in LEARNING

Sign In

Sign in using the same email address you use for LinkedIn.com or your organization email

Email
tuffytitan@csu.fullerton.edu **A**

B Continue

[Sign in with your library card](#)

New to LinkedIn? [Join now](#)

- A. Enter your CSUF email address. Students should use their @csu.fullerton.edu email address; faculty/staff should use their @fullerton.edu email address.
- B. Then tap **Continue**.

4. If you linked your LinkedIn profile to your LinkedIn Learning account, you may be asked to sign in with your LinkedIn email and password.

Cancel linkedin.com AA ↺

in LEARNING

LinkedIn

tuffytitan@csu.fullerton.edu [Change](#)

LinkedIn Learning is connected to your
LinkedIn profile, enter your LinkedIn
password

Use your LinkedIn password [Show](#)

•••••••• **A**

B Continue

C [Forgot password?](#)

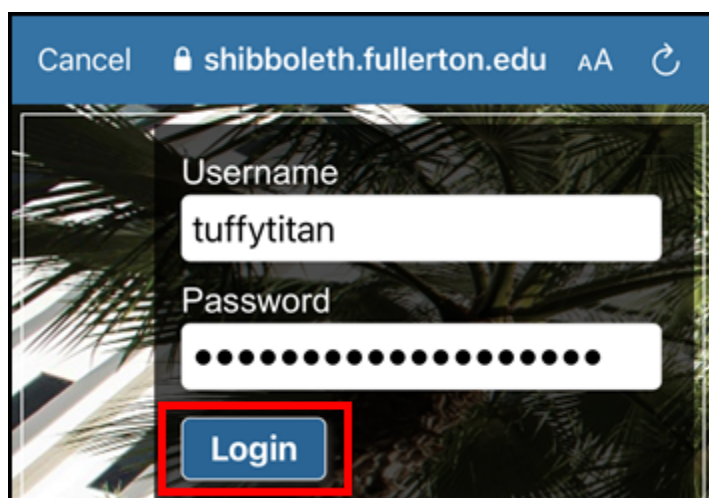
[Sign in with a one-time link](#)

- A. Enter the password for your LinkedIn account.
- B. Then tap **Continue**.
- C. Tap **[Forgot password?](#)** if you don't remember your LinkedIn password.

5. Tap Continue to California State University, Fullerton.



6. Enter your campus username and password. Then tap Login.

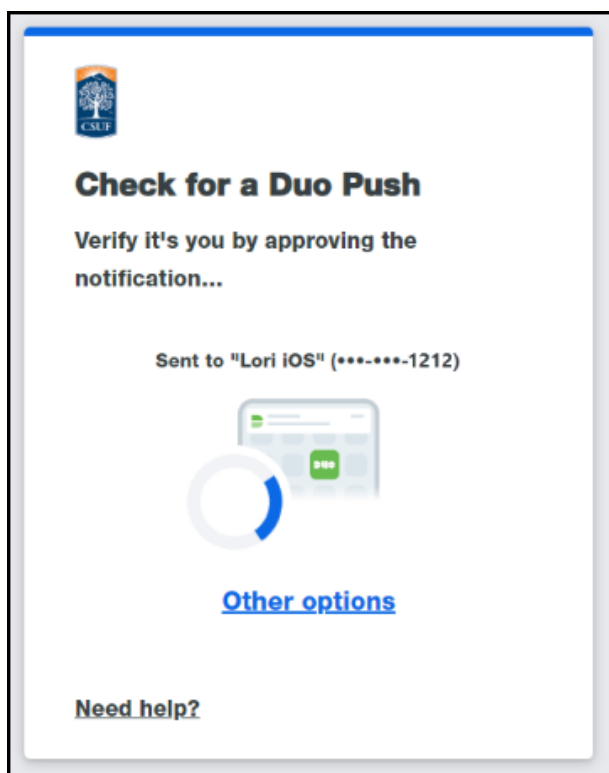



7. You'll be prompted to authenticate with Duo.

 New to Duo?

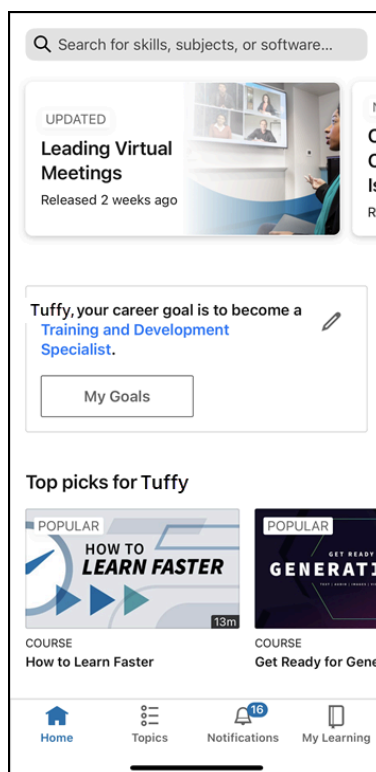
[View Duo guides for Faculty/Staff/Emeriti](#)

[View Duo guides for Students](#)



 Remember you can use **Other options** to choose another way to authenticate with Duo.

8. You're now ready to learn!



Need More Help?

For help with activating your LinkedIn Learning account

- Faculty/Staff - contact the IT Help Desk at helpdesk@fullerton.edu or 657-278-7777.
- Students - contact the Student IT Help Desk at StudentITHelpDesk@fullerton.edu or 657-278-8888.

For all other LinkedIn Learning questions and issues

[Visit the LinkedIn Learning Help website.](#)